

Paviments exteriors antilliscants

CONSULTAR POSSIBILITAT DE FER ALTRES DISSENYS

MODULARS

40x40x4 - 30x30x3 



MB-1
fons BLANC



MB-2 40x40 30x30
fons BLANC



MB-3
fons BLANC




MB-6P(30)▲ 
fons GRIS CLAR



MV-1
fons VERMELL



MV-2 40x40 30x30
fons VERMELL




MV-3
fons VERMELL



MV-6P(30) ▲ 
fons VERMELL




MPO-36-P ▲
fons PORFID



MN-2
fons NEGRE



M-446-B **M-446-V**
fons BLANC fons VERMELL



MB-CURVA **MV-CURVA**
fons BLANC fons VERMELL



M-ONES
fons VERMELL




M-SIRENA
fons VERMELL



M-PESCADOR
fons VERMELL





M-REMENDERA
fons VERMELL





M-1020-F▲ 
fons GRIS FOSC



M-1020-P 
fons GRIS CLAR



MN936R(2/4)▲ 
fons NEGRE



MB-6P▲ 
fons GRIS CLAR